



NEWSLETTER

INTERNATIONAL ORGANISATION FOR FORENSIC ODONTO-STOMATOLOGY

Volume 33: No. 2, November 2011



Island Hvar, Croatia

Index

Impressum _____	2
Editor's Page _____	3
President's Page _____	5
IAFS Madeira 2011 _____	7
Conclusions from IOFOS General Assembly _____	16
Report of INTERPOL - DVI Standing Committee _____	17
From the National Societies _____	19
Croatian Society of Forensic Odontology _____	20
In Memoriam _____	21
Meetings in 2012 _____	23

Impressum

URL: <http://iofos.eu>

PRESIDENT OF THE IOFOS

Prof. Vilma Pinchi, MD, DDS, PhD, MSc

Associate Professor of Legal Medicine

Sez.Dip. Medicina Legale

Università di Firenze

L.go Brambilla,1- 50134 Firenze

Tel +39(0)55415525, Fax +39(0)557947567

EDITOR OF THE NEWSLETTER

Prof. HRVOJE BRKIĆ, DDM, PhD

Full Professor of Forensic Dentistry

University of Zagreb

School of Dental Medicine

Department of Dental Anthropology

Gunduliceva 5

HR-10000 Zagreb, Croatia

Phone: +385 1 / 480-2145

Fax: +385 1 / 480-2159

E-mail: brkic@sfzg.hr

WEB: <http://www.hrvojebrkic.net>

PROOF READER

Dr Zephné Bernitz

BVSc (Pret)

P.O.Box 1276

Middelburg

Mpumalanga

1050 South Africa

Tel: +27 13 2435266

Fax: +27 13 2826419

E-mail: bernitz@iafrica.com

Editor's Page



Dear Readers,

Going through this edition of IOFOS Newsletter you will notice several news items of the International Organization of Forensic Odonto-Stomatology (IOFOS). All the changes result from the workings of the General Assembly of IOFOS held in September 2011.

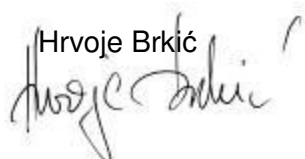
In the period between 12th – 17th September the following was held: 19th World Meeting of the International Association of Forensic Sciences (IAFS), 9th Triennial Meeting of the World Police Medical Officers (WPMO) and 5th Meeting of the Mediterranean Academy of Forensic Sciences (MAFS) in the city of Funchal on the island of Madeira, Portugal. There were 1.700 participants from 109 countries.

During IAFS General Assembly of IOFOS was held. On that occasion the new president and the new board members were elected for the next three years: **Vilma Pinchi – Professor, MD, DDS, PhD, MSc University of Florence, Italy** was elected as President, **Herman Bernitz – Professor, BChD, MSc, Dip Odont, PhD, University of Pretoria, Republic of South Africa**, was elected as Vice-President, **Patrick Thevissen – Professor, DDS, PhD from the Catholic University in Leuven, Belgium**, was elected as the Editor in Chief of the Journal of Forensic Odonto-Stomatology as well as treasurer of IOFOS. **Francesco Pradella, MD, DDS, MSc Italy** is designated as *Secretary* of the IOFOS. The new Editor in Chief of IOFOS Newsletter is **Hrvoje Brkić – Professor, DDM, PhD University of Zagreb, Croatia**. Forensic stomatology was represented with one workshop, four lectures on the quality assurance topic, 15 lectures in odontology and anthropology as well as 23 poster presentations. More on all the happenings at the IAFS congress can be of read later in this newsletter.

I would like to suggest that this Newsletter be published on a regular basis and with a handful of new information from the area of the forensic odontology. Therefore please do send by e-mail all your suggestions, information on your work and national associations, notifications on courses as well as information on interesting case studies. In order that all the information reaches everybody interested in forensic odontology, kindly forward this newsletter to all your colleagues interested in cooperation and exchange of knowledge and experiences on a global level.

Last but not least I would like to thank our colleague Sonja Boy. As the editor of this newsletter in the recent years she has been informing us on a regular basis on all the news in the area of forensic odontology and she has been inspiring us with the beautiful landscape photos of the South Africa!

Yours,

Hrvoje Brkić


President's Page



At the general Assembly of the IOFOS in Madeira, last September, a new Board was elected for the next three years. The Board is quite representative of international membership of IOFOS and although it has been largely changed, Herman Bernitz and Patrick Thevissen will continue to serve facilitating the continuity with the past. The past Presidency and Board deserve our thanks for the important achievements obtained, among which should be mentioned the conversion of JFOS to a free-cost review, the growth of the membership of IOFOS and the establishment of new-look IOFOS webpage.

The new Board and Presidency have accepted to serve but are well aware of the challenge for the next three years and they keep in mind a sort of program that I'm pleased to share with fellow Societies of IOFOS and every reader of the Newsletter.

To revitalize and to strengthen the contacts with the Society members is the most urgent point on the Board's Agenda. All fellow societies have been already contacted, some obsolete data has been updated and hopefully the circulation of the newsletter is working well. But first and foremost the contact would reaffirm the commitment of the new Board to facilitate and to support communication with and between the fellow societies. The submission of reports and contributions for IOFOS Newsletter and JFSO is highly recommended since the new Board strongly deems the exchange of ideas, research and national experiences to be the core of the partnership with national societies of forensic odontology.


The new Board will make every effort also to establish new contacts with those societies of Forensic Odontology that are not yet member of IOFOS and also with forensic odontologists of those countries that have no National Society, who would like to keep contact with IOFOS for scientific information and forthcoming events.

Furthermore the worldwide contact archive needs urgently to be updated and my hope is not merely to replace names with other names, but to outline the situation of forensic odontology practice in the different countries on the list, the institutions involved in the identification procedures and the role played by the forensic odontologist in such procedures. Even though it is a big challenge it is hoped to find in each country an institution or a willing forensic odontologist who will help us to gather information.

As our discipline continuously evolves and upgrades in different countries and establishes new connections with Institutions, IOFOS recognizes the experience sharing and the scientific debate as the first pillar to build common models of activity both to support the forensic odontology praxis and to facilitate the virtuous effort to improve the standards of quality.

Personally I will assure my commitment to facilitate, to encourage and to welcome every contact, contribution and suggestion from even the most remote forensic odontologist all round the world, since I'm deeply convinced that also the experience of all individuals can be precious for the whole scientific community.

May we have the pleasure of maintaining contact for the next three years?

Vilma Pinchi


19th IAFS WORLD MEETING 9th WPMO TRIENNIAL MEETING 5th MAFS MEETING FUNCHAL



Programme of Forensic Odontology on 19th World Meeting of the International Association of Forensic Sciences (IAFS)

Monday 12, 2011 (09.00 – 18.30)

WORKSHOP B

Forensic Investigation of a Bite Mark: Crime Scene Investigation and Analysis

Chairpersons: Herman Bernitz and Tore Solheim

Wednesday 14, 2011 (14.00 – 17.00)

ORAL PRESENTATIONS (SESSIO 14.5)

Chairpersons: Aurora Valenzuela and Roberto Parra

1. The legal Threshold of 18 Years: The Use of Soft Evidence for Dental Age Classificatuion in an Italian Sample

Author(s): Pinchi V1; Corradi F2; Barsanti I2; Garatti S3

Institution(s):1DEPARTMENT SEC. LEGAL MEDICINE, UNIVERSITY OF FIRENZE; 2DEPARTMENT OF STATISTICS, UNIVERSITY OF FIRENZE; 3HOSPITAL OF CARATE (MB)

2. Age Assessment of Unaccompanied Asylum Seeking Children in Norway

Author(s): Kvaal S1; Grøgaard J2

Institution(s):1FACULTY OF DENTISTRY, UNIVERSITY OF OSLO; 2OSLO UNIVERSITY HOSPITAL

3. Comparison of Four Methods for age Evaluation in a Sample of Italian Adolescents

Author(s): Pradella F1; Vitale G2; Rugo D2; Bozza S3; Pinchi V1

Institution(s):1UNIVERSITÀ DI FIRENZE, SEZ. DIP. MEDICINA LEGALE; 2PRIVATE DENTAL PRACTICE; 3UNIVERSITÀ CA' FOSCARI VENEZIA, DIP. ECONOMIA

4. The Explore of Third Molar for Chronological Age Estimation in Teenagers of Shanghai Han Population

Author(s): Shi G1; Zhu G1

Institution(s):1INSTITUTE OF FORENSIC SCIENCE, MINISTRY OF JUSTICE, PRC;
2INSTITUTION OF FORENSIC SCIENCE

5. Age Estimation from Orthopantomographs Using Demirijan's Method in Shanghai of China

Author(s): Ruijue L1; Xiaopeng L2; Lin L3; Jiang T4

Institution(s):1INSTITUTE OF FORENSIC SCIENCE, MINISTRY OF JUSTICE, P.R.CHINA; 2SHANGHAI HUAYI FORENSIC SCIENCES INSTITUTE; 3SHANGHAI CRIMINAL SCIENCE TECHNOLOGY INSTITUTE; 4SHANGHAI 9TH PEOPLE'S HOSPITAL AFFILIATED TO SHANGHAI JIAOTONG UNIVERSITY SCHOOL OF MEDICINE

6. Validity of Demirijan's and Modified Demirija's Methods in Age Estimation for Korean Juveniles and Adolescents

Institution(s):1DIVISION OF FORENSIC MEDICINE, NATIONAL FORENSIC SERVICE, KOREA; 2DEPARTMENT OF BIostatISTICS, THE CATHOLIC UNIVERSITY OF KOREA, KOREA; 3CATHOLIC INSTITUTE FOR APPLIED ANATOMY, THE CATHOLIC UNIVERSITY OF KOREA, KOREA; 4DEPARTMENT OF ORAL MEDICINE, PUSAN NATIONAL UNIVERSITY, KOREA

7. Bite Marks on Different Materials and Surfaces: Analysis with Teeth Features Using 2D and 3D Methods

Author(s): Lorkiewicz-Muszynska D1; Glapinski M2; Zaba C1; Labecka M1; Sobol J1

Institution(s):1DEPARTMENT OF FORENSIC MEDICINE POZNAN UNIVERSITY OF MEDICAL SCIENCES, POLAND; 2DENTAL CLINIC, POZNAN UNIVERSITY OF MEDICAL SCIENCES, POLAND

8. An Investigation to Determine the Suitability of Using the Renishaw Dental Scanner in Bite Mark Analysis

Author(s): Al-Ali A1; Dykes E1; Zou L1; Hector M1

Institution(s):1BARTS AND THE LONDON SCHOOL OF MEDICINE AND DENTISTRY QUEEN MARY UNIVERSITY OF LONDON

9. How Important is the Role of Teeth in the Determination of Human Identity

Author(s): Dostalova T1; Eliasova H2; Seydlova M1; Broucek J2; Zvarova J3; Zvara K3

Institution(s):1CHARLES UNIVERSITY - 2ND MEDICAL FACULTY IN PRAGUE, CZECH REPUBLIC; 2DEPARTMENT OF ANTHROPOLOGY AND BIOLOGY, INSTITUTE OF CRIMINALISTICS PRAGUE, CZECH REPUBLIC; 3DEPARTMENT OF MEDICAL INFORMATICS, INSTITUTE OF COMPUTER SCIENCE, ACADEMY OF SCIENCES OF THE CZECH R

Thursday 15, 2011 (08.30 – 13.00)
IOFOS BOARD MEETING (08.30 – 10.30)
IOFOS GENERAL ASSEMBLY (11.00 – 13.00)

Thursday 15, 2011 (14.30 – 16.30)
ORAL PRESENTATIONS (SESSION 15.21)

Chairpersons: Robert Barsley and Cristiana Pereira

1. Dentistry or Odontology? A Bitemark Analysis Used in Judicial Proceedings of a Cold Case

Author(s): Nuzzolese E1

Institution(s):1FORENSIC ODONTOLOGIST, BARI, ITALY

2. Dental Erosion as a Sign of Possible Dental Neglect

Author(s): Cukovic-Bagic I1; Buljan Flander G2; Mateskovic D2; Brkic H1; Nuzzolese E3

Institution(s):1SCHOOL OF DENTAL MEDICINE, UNIVERSITY OF ZAGREB, CROATIA; 2CHILD PROTECTION CENTER OF ZAGREB, CROATIA; 3PRIVATE DENTAL PRACTICE, BARI, ITALY

3. Dental Torture – How Difficult to Interpret

Author(s): Weeratna J1

Institution(s):1INSTITUTE OF LEGAL MEDICINE AND TOXICOLOGY, COLOMBO, SRI LANKA

4. Dental Report Form in Child Abuse

Author(s): Alves L1

Institution(s):1APMDF - ASSOCIAÇÃO PORTUGUESA DE MEDICINA DENTÁRIA FORENSE

5. A Unique Dental Identification Involving Co-Mingled Remains Following a Midair Aircraft Collision

Author(s): Klim-Lemann J1; Cardoza A2

Institution(s):1SAN BERNARDINO COUNTY CORONERS OFFICE, CALIF., USA; 2SAN DIEGO COUNTY CORONERS OFFICE, CALIF., USA

6. The Quality of the Dental Data in the Interpol Notices – Revisted

Author(s): Dawidson I1

Institution(s):1THE NATIONAL BOARD OF FORENSIC MEDICINE

7. The Recovery and Identification of the Victims of the 2008 Trinity County Helicopter Crash

Author(s): Cardoza A1; Farrell W2

Institution(s):1SAN DIEGO COUNTY MEDICAL EXAMINER; 2SHASTA COUNTY CORONER

Friday 16, 2011 (08.30 – 12.30)

SPECIAL SESSION XI: QUALITY ASSURANCE IN FORENSIC ODONTOLOGY: DEVELOPMENTS AND CHALLENGES IN THE 21ST CENTURY (IOFOS SCIENTIFIC SESSION)

Chairperson: Herman Bernitz

1. Quality Assurance in Forensic Odontology: Developments and Challenges in the 21st Century

Author(s): Tore Solheim

Institution(s): UNIVERSITY OF OSLO, NORWAY

Abstract: This seminar is based on IOFOS' recommendations for quality assurance. Prof Solheim, Norway will introduce the concept of quality assurance and the reasons for implementing certain measures. This will be followed by a brief discussion regarding IOFOS recommendations and how they were compiled. A discussion outlining the recommendation

for DVI identification will also be included. Professor Herman Bernitz, South Africa, will continue to discuss tooth mark examinations in relation to IOFOS recommendations. He will elaborate on the broader aspects of quality assurance which include adequate training, competent refereeing of manuscripts, research methodologies, crime scene investigations, case selection, tooth mark analysis and reporting. Dr Patrick Thevissen, Belgium; will continue with the discussion of cases of age estimation and his view on the IOFOS recommendation. Finally, the participants are invited to a general discussion and possible group work on specific problems in forensic odontology and how IOFOS should help forensic odontologists in quality assurance in the future. Especially, the future work with and revision of the recommendations for quality assurance will be discussed. It is not an easy task with regional, national and personal differences.

Also forensic odontologists usually have a strong opinion of how to handle cases. It is a challenge to unite all these differences under the general recommendation of IOFOS. A discussion of where IOFOS should go in the future is warranted.

2. Quality Assurance in Tooth Mark Examination and Reporting

Author(s): Patrick Thevissen¹; Herman Bernitz²

Institution(s): 1CATHOLIC UNIVERSITY OF LEUVEN; 2DENTAL SCHOOL OF PRETORIA

Abstract: This seminar is based on IOFOS' recommendations for quality assurance. Prof Solheim, Norway will introduce the concept of quality assurance and the reasons for implementing certain measures. This will be followed by a brief discussion regarding IOFOS recommendations and how they were compiled. A discussion outlining the recommendation for DVI identification will also be included. Professor Herman Bernitz, South Africa, will continue to discuss tooth mark examinations in relation to IOFOS recommendations. He will elaborate on the broader aspects of quality assurance which include adequate training, competent refereeing of manuscripts, research methodologies, crime scene investigations, case selection, tooth mark analysis and reporting. Dr Patrick Thevissen, Belgium; will continue with the discussion of cases of age estimation and his view on the IOFOS recommendation. Finally, the participants are invited to a general discussion and possible group work on specific problems in forensic odontology and how IOFOS should help forensic odontologists in quality assurance in the future. Especially, the future work with and revision of the recommendations for quality assurance will be discussed. It is not an easy task with regional, national and personal differences. Also forensic odontologists usually have a strong opinion of how to handle cases. It is a challenge to unite all these differences under the general recommendation of IOFOS. A discussion of where IOFOS should go in the future is warranted.

3. Quality Assurance in in Age Estimation

Author(s): Patrick Thevissen

Institution(s): 1CATHOLIC UNIVERSITY OF LEUVEN

4. The IOFOS Recommendation for Quality Assurance and Interpol Recommendations for DVI

Author(s): Tore Solheim

Institution(s): UNIVERSITY OF OSLO, NORWAY

Other Oral Presentations

1. Dental Record Propose and it's Utility in Large-Scale Disasters

Oral presentation on session 15.26

Author(s): Guimarães M1¹; Gaio R²; Carneiro de Sousa MJ³; Valenzuela A⁴

Institution(s): 1UNIVERSIDADE FERNANDO PESSOA, PORTO, PORTUGAL; 2FACULDADE DE CIÊNCIAS - UNIVERSIDADE DO PORTO, PORTUGAL; 3INSTITUTO DE CIÊNCIAS BIOMÉDICAS ABEL SALAZAR - UNIVERSIDADE DO PORTO, PORTUGAL,

DELEGAÇÃO DO NORTE; 4FACULDADE DE MEDICINA - UNIVERSIDADE DE GRANADA, ESPANHA

2. An Unidentified Skeletal Assemblage from a Post-1755 Mass Grave of Lisbon – Dental Morphology

Oral presentation on session 15.5

Author(s): Pereira C1,3,5; Telles Antunes M2; Pestana D3; Mendonça MC3,5,6; Santos JC3,4,5

Institution(s): 1DENTAL SCHOOL FROM UNIVERSITY OF LISBON; 2MUSEUM OF THE ACADEMY OF SCIENCES OF LISBON; 3FORENSIC LABORATORY OF THE PORTUGUESE CRIMINAL POLICE; 3SOUTH BRANCH OF THE NATIONAL INSTITUTE OF LEGAL MEDICINE, LISBON, PORTUGAL; 4FACULTY OF MEDICINE OF THE UNIVERSITY OF LISBON, PORTUGAL; 5FORENSIC SCIENCES CENTRE - CENCIFOR, PORTUGAL; 6FACULTY OF MEDICINE OF THE UNIVERSITY OF COIMBRA, PORTUGAL

3. Dental Diversity in a Spanish Military Population. Usefulness fore Dental Identification

Oral presentation on session 15.5

Author(s): Martínez-Chicon J1; Luna del Castillo JDD2; Valenzuela Garach A1

Institution(s):1DEPARTMENT OF FORENSIC MEDICINE. UNIVERSITY OF GRANADA; 2DEPARTMENT OD STATISTICS, UNIVERSITY OF GRANADA

4. Sotocope and DNA Analysis of Teeth to Facilitate Identification of Unkown Dead Bodies

Oral presentation on session 15.7

Author(s): Alkass K1

Institution(s):1FORENSIC MEDICINE, KAROLINSKA INSTITUTET

5. It is a Bitemark? The Importance of Reviewing all Crime Scene Photographs and Police Reports in Making a Determination.

Special Session VIII (AAFS Scientific Session)

Author(s): Adam Freeman

6. The Role of Forensic Odontology in Disaster Victim Identification: Lessons Learned from Hurricane Katarina and Other Events

Special Session VIII (AAFS Scientific Session)

Author(s): Robert Barsley

Institution(s): 1LSU SCHOOL OF DENTISTRY, NEW ORLEANS, LA, USA

Poster Presentations

1. Estimation of the Age of 15-25 Years Old Using Demirian's Dental Technique. Studyof a Population from the Angers Basin, France.

Poster Presentation on Session A2

Author(s): Rougé-Maillart C1; Franco A1; Jousset N1

Institution(s):1SERVICE DE MÉDECINE LÉGALE, CHU, FRANCE

2. Cheiloscopy: a Method of Forensic Identification and it's Importance in Forensic Odontology

Poster Presentation on Session B1

Author(s): Moutinho S1; Guimarães M1

Institution(s):1UNIVERSIDADE FERNANDO PESSOA

3. The key Role of Forensic Dentistry for Bite Mark Identification : a Homicide Case Report (II).

Poster Presentation on Session B1

3. Strontium Analysis of Human Teeth by Laser Induced Breakdown Spectroscopy: Its Application to Diagnosis of Drowning.

Poster Presentation on session B1

Author(s): Viegas F1; Franco Costa J1; Cardoso JP1; Farinha C1; Santos JC2,3,4; Pereira C2,4,5

Institution(s):1FORENSIC LABORATORY OF THE PORTUGUESE CRIMINAL POLICE; 2SOUTH BRANCH OF THE NATIONAL INSTITUTE OF LEGAL MEDICINE, LISBON, PORTUGAL; 3FACULTY OF MEDICINE OF THE UNIVERSITY OF LISBON, PORTUGAL; 4FORENSIC SCIENCES CENTRE - CENCIFOR, PORTUGAL; 5DENTAL SCHOOL FROM UNIVERSITY OF LISBON

5. The Key Role of Forensic of Forensic Dentistry for Human Skeletal Identification: a Homicide Case Report.

Poster Presentation on Session B1

Author(s): Franco Costa J1; Viegas F1; Farinha C1; Santos JC2,3,4; Pereira C2,4,5

Institution(s): 1FORENSIC LABORATORY OF THE PORTUGUESE CRIMINAL POLICE; 2SOUTH BRANCH OF THE NATIONAL INSTITUTE OF LEGAL MEDICINE, LISBON, PORTUGAL; 3FACULTY OF MEDICINE OF THE UNIVERSITY OF LISBON, PORTUGAL; 4FORENSIC SCIENCES CENTRE - CENCIFOR, PORTUGAL; 5DENTAL SCHOOL FROM UNIVERSITY OF LISBON

6. The Key Role of Forensic Dentistry for Age Estimation: a Homicide Case Report (III)

Poster Presentation on Session B1

Author(s): Cardoso JP1; Viegas F1; Franco Costa J1; Farinha C1; Santos JC2,3,4; Mendonça MC2,4,6; Pereira C2,4,5

Institution(s): 1FORENSIC LABORATORY OF THE PORTUGUESE CRIMINAL POLICE; 2SOUTH BRANCH OF THE NATIONAL INSTITUTE OF LEGAL MEDICINE, LISBON, PORTUGAL; 3FACULTY OF MEDICINE OF THE UNIVERSITY OF LISBON, PORTUGAL; 4FORENSIC SCIENCES CENTRE - CENCIFOR, PORTUGAL; 5DENTAL SCHOOL FROM UNIVERSITY OF LISBON; 6FACULTY OF MEDICINE OF THE UNIVERSITY OF COIMBRA, PORTUGAL

7. Development of a DNA Extraction Method from Buccal-Swab cards Using H-Prep

Poster Presentation on Session B2

Author(s): Choi DH1; Shin SC1; Lee WH1; Moon SO1; Nam YH1; Lee JM1; Han MS1

Institution(s):1NATIONAL FORENSIC SERVICE

8. Forensic Age Estimation a review of Three Cases

Poster Presentation on Session C1

Author(s): Dias R1,2,3; Pinto N1,2,3; Frazão S1,2,3; Coelho L1,3; Rodrigues F1,2,3

Institution(s): 1NORTH BRANCH OF THE NATIONAL INSTITUTE OF LEGAL MEDICINE, PORTO, PORTUGAL; 2FACULTY OF MEDICINE OF THE UNIVERSITY OF PORTO, PORTO, PORTUGAL; 3FORENSIC SCIENCES CENTER - CENCIFOR, PORTUGAL.

9. A Study for Dental Malpractice Claims in South of Iran (Shiraz City), Iran 2006-2010

Poster Presentation on Session C1

Author(s): Zarenezhad M1; Hedjazi A2; Salehi M2; Ali Z2; Hassanzadeh R2

Institution(s):1IRANIAN LEGAL MEDICINE RESEARCH CENTER; 2SHIRAZ UNIVERSITY OF MEDICAL SCIENCES

10. Anterior Teeth Features and Traits in an Azorean Population: Forensic Implication

Poster Presentation on Session D1

Author(s): Simões R1; Caldas I2,3; Cardoso H4,5

Institution(s):1FACULTY OF DENTAL MEDICINE OF UNIVERSITY OF PORTO, PORTUGAL (FMDUP); 2FACULTY OF DENTAL MEDICINE OF UNIVERSITY OF PORTO, PORTUGAL (FMDUP); 3FORENSIC SCIENCES CENTER - CENCIFOR, PORTUGAL; 4FACULTY OF MEDICINE OF THE UNIVERSITY OF PORTO, PORTO, PORTUGAL;5UNIVERSITY OF LISBON, NATIONAL MUSEUM OF NATURAL HISTORY ENVIRONMENTAL BIOLOGY RESEARCH CENTER

11. Talon Cusp Prevalence in a Portuguese Population: Its Discriminative Value

Poster Presentation on Session D1

Author(s): Simões R1; Caldas I2,3; Cardoso H4,5

Institution(s):1FACULTY OF DENTAL MEDICINE OF UNIVERSITY OF PORTO, PORTUGAL (FMDUP); 2FACULTY OF DENTAL MEDICINE OF UNIVERSITY OF PORTO, PORTUGAL (FMDUP); 3FORENSIC SCIENCES CENTER - CENCIFOR, PORTUGAL; 4FACULTY OF MEDICINE OF THE UNIVERSITY OF PORTO, PORTO, PORTUGAL;5UNIVERSITY OF LISBON, NATIONAL MUSEUM OF NATURAL HISTORY ENVIRONMENTAL BIOLOGY RESEARCH CENTER

12. Prevalence of Missing Anterior Teeth in a Portuguese Population and its Usefulness in Bite Mark Analysis

Poster Presentation on Session D1

Author(s): Simões R1; Caldas I2,3; Cardoso H4,5

Institution(s):1FACULTY OF DENTAL MEDICINE OF UNIVERSITY OF PORTO, PORTUGAL (FMDUP); 2FACULTY OF DENTAL MEDICINE OF UNIVERSITY OF PORTO, PORTUGAL (FMDUP); 3FORENSIC SCIENCES CENTER - CENCIFOR, PORTUGAL; 4FACULTY OF MEDICINE OF THE UNIVERSITY OF PORTO, PORTO, PORTUGAL;5UNIVERSITY OF LISBON, NATIONAL MUSEUM OF NATURAL HISTORY ENVIRONMENTAL BIOLOGY RESEARCH CENTER

13. New Methodology to Evaluate Masticatory Function in a Clinical and Forensic Practice

Poster Presentation on Session D1

Author(s): Santos C1; Areda C2; Mestriner Jr W3; Freitas O3; Ramos M4; Melani R1

Institution(s):1FACULDADE DE ODONTOLOGIA USP; 2ESSENTII TECNOLOGIA INOVAÇÃO; 3UNIVERSIDADE DE SÃO PAULO; 4UNIVERSIDADE FEDERAL DO RIO DE JANEIRO

14. Model for Performing Radiographic Studies in Isolated Maxillary Bones for Identification Procedures

Poster Presentation on Session D1

Author(s): Lopez Nicolas M1; Falcon M1; Laborda M1; Perez-Carceles M1; Sanchez Rodriguez F1; Luna A1

Institution(s):1DEPARTMENT OF FORENSIC MEDICINE, UNIVERSITY OF MURCIA, SPAIN

15. The Key Role of Forensic Dentistry for Identification of Criminal Sexual Abuse: a Sexual Case Report

Poster Presentation on Session D1

Author(s): Rodrigues J1; Figueiredo H1; Franco Costa J1; Viegas F1; Farinha C1; Santos JC2,3; Pereira C2,4,5

Institution(s):1FORENSIC LABORATORY OF THE PORTUGUESE CRIMINAL POLICE; 2SOUTH BRANCH OF THE NATIONAL INSTITUTE OF LEGAL MEDICINE, LISBON,

PORTUGAL; 3FACULTY OF MEDICINE OF THE UNIVERSITY OF LISBON, PORTUGAL;
4FORENSIC SCIENCES CENTRE - CENCIFOR, PORTUGAL; 5DENTAL SCHOOL FROM
UNIVERSITY OF LISBON

16. Application of the Maxillary Suture Obliteration Method for Estimating Age at Death in Greek Population

Poster Presentation on Session D2

Author(s): Apostolidou C1; Koletsa T2; Chatzinikolaou F1; Natsis K3; Dalampiras S4; Psaroulis D1; Apostolidis S3; Psifidis A5; Tsikaras P3; Njau S-N1

Institution(s):1DEPARTMENT OF FORENSIC MEDICINE TOXICOLOGY, MEDICAL SCHOOL, ARISTOTLE UNIVERSITY OF THESSALONIKI,; 2PATHOLOGY DEPARTMENT, MEDICAL SCHOOL, ARISTOTLE UNIVERSITY OF THESSALONIKI, GREECE; 3LABORATORY OF ANATOMY, MEDICAL SCHOOL, ARISTOTLE UNIVERSITY OF THESSALONIKI, GREECE; 4SCHOOL OF DENTISTRY, ARISTOTLE UNIVERSITY OF THESSALONIKI, GREECE; 5DEPARTMENT OF OTORHINOLARYNGOLOGY, MEDICAL SCHOOL, ARISTOTLE UNIVERSITY OF THESSALONIKI, GREECE

17. Analysis of the Low Jaw in the Act Identification

Poster Presentation on Session D2

Author(s): Cakar L1; Stankov A1; Poposka V1; Jankova-Ajanovska R1; Duma A1

Institution(s):1INSTITUTE OF FORENSIC MEDICINE, CRIMINOLOGY AND MEDICAL ETHICS, MEDICAL FACULTY, UNI. "ST'S CYRIL AN, MACEDONIA

18. Dental Biography of Unidentified Skeletal Human Remains

Poster Presentation on Session D2

Author(s): Nuzzolese E1; Wasterlain S2; Cunha E2; Luca S3; Cameriere R4; Di Vella G5

Institution(s):1FORENSIC ODONTOLOGIST, BARI, ITALY; 2DEPARTMENT OF LIFE SCIENCES, FORENSIC SCIENCES CENTER, UNIVERSITY OF COIMBRA, PORTUGAL; 3LABORATORY OF ANTHROPOLOGY, FACULTY OF MEDICINE, UNIVERSITY OF GRANADA, SPAIN; 4AGESTIMATION PROJECT, INSTITUTE OF LEGAL MEDICINE, UNIVERSITY OF MACERATA, ITALY; 5SEZIONE DI MEDICINA LEGALE, UNIVERSITÀ DEGLI STUDI DI BARI, ITALY

19. Medico-Legal Age Estimation in Living Individual: Third Molar Mineralization

Poster Presentation on Session E1

Author(s): Silva Branco M1; Pestana D2; Pereira C3,4,5

Institution(s):1ODONTOLOGIST; 2DEPARTMENT OF STATISTICS AND OPERATION RESEARCH, UNIVERSITY OF LISBON; 3SOUTH BRANCH OF THE NATIONAL INSTITUTE OF LEGAL MEDICINE, LISBON, PORTUGAL; 4FORENSIC SCIENCES CENTRE - CENCIFOR, PORTUGAL; 5DENTAL SCHOOL FROM UNIVERSITY OF LISBON

20. Odontologist's Role in Diagnosing Child Abuse and Neglect

Poster Presentation on session E1

Author(s): Guimarães M1; Braga S1

Institution(s):1UNIVERSIDADE FERNANDO PESSOA

21. Epidemiological Study of Post Traumatic Orofacial Damage Based on Civil, Criminal and Labor Law

Poster Presentation on session E1

Author(s): Santos P1; Santos JC1,2,3; Pereira C1,3,4,5

Institution(s): 1SOUTH BRANCH OF THE NATIONAL INSTITUTE OF LEGAL MEDICINE, LISBON, PORTUGAL; 2FACULTY OF MEDICINE OF THE UNIVERSITY OF LISBON, PORTUGAL; 3FORENSIC SCIENCES CENTRE - CENCIFOR, PORTUGAL; 4DENTAL SCHOOL FROM UNIVERSITY OF LISBON; 5CENTER OF STATISTICS AND APPLICATIONS OF UNIVERSITY OF LISBON

22. Dental Identification Using Dental Cone Beam Computed Tomography

Poster Presentation on Session E1

Author(s): Kumagai A1

Institution(s): 1DEPARTMENT OF ORAL AND MAXILLOFACIAL SURGERY, IWATE MEDICAL UNIVERSITY

23. Age Estimation by Dental Parameters – Validation in a Portuguese Population of the Two Methods: Kvaal and Solheim, Bang and Ramm

Poster Presentation on Session E1

Author(s): Caldas R1; Pestana D2,3; Pereira C1,3,4,5

Institution(s): 1DENTAL SCHOOL OF THE UNIVERSITY OF LISBON, Portugal; 2DEPARTMENT OF STATISTICS AND OPERATION RESEARCH, FACULTY OF SCIENCES, UNIVERSITY OF LISBON; 3CENTER OF STATISTICS AND APPLICATIONS OF UNIVERSITY OF LISBON; 4SOUTH BRANCH OF THE NATIONAL INSTITUTE OF LEGAL MEDICINE, LISBON, PORTUGAL; 5FORENSIC SCIENCES CENTRE - CENCIFOR, PORTUGAL

24. An Integrated Approach (Chemical and Morphological Methods) to Estimated the Age by Uniradicular Teeth Analysis

Poster Presentation on Session E1

Author(s): Lopez Nicolas M1; Falcon M1; Perez-Sirvent C1; Laborda M1; Perez-Carceles M1; Luna A1

Institution(s): 1DEPARTMENT OF FORENSIC MEDICINE, UNIVERSITY OF MURCIA, SPAIN

All others information and abstracts of all presentations please look on:

<http://www.iafs2011.mj.pt/>



Figure: IOFOS Meeting on Friday 16, Sep 2011

First row from the left: Marietta Jørstad, Norway; Christl Verbiest, Belgium; Colleague from Sri Lanka; Laila Friis, Denmark; Cristiana Pereira, Portugal; Irena Dawidson, Sweden; Patrick Thevissen, Belgium; **Second row from the left:** Hrvoje Brkic, Croatia; Yvo Vermeylen Belgium; Berit Løkholm, Norway; Francesco Pradella, Italy; Sigrid Kvaal, Norway; Vilma Pinchi, Italy; Tore Solheim, Norway; Sang-Seob Lee, Korea

Conclusions from IOFOS General Assembly

IOFOS at the 19th WORLD MEETING OF THE INTERNATIONAL ASSOCIATION OF FORENSIC SCIENCES (IAFS)

Funchal – Madeira – PORTUGAL, September 14 - 17, 2011

CONCLUSIONS FROM IOFOS GENERAL ASSEMBLY, Sep. 15, 2011

President of IOFOS - Herman Bernitz opened the IOFOS General Assembly at 11.00. There was reportback from the previous three years:

- General report and minutes from New Orleans meeting 2008;
- Journal report (hard copy and electronic journal) of the Journal of Forensic Odonto-Stomatology (JOFOS);
- Best presentations will be published in JOFOS;
- Financial report (Patrick Thevissen);
- President's report;
- Election for the new president of IOFOS;
- General (Tore Solheim suggested supplementary instructions regarding member societies of IOFOS for webmaster and Secretary general of IOFOS). New Election committee for meeting in Seoul 2014 are Sigrid Kvaal, Herman Bernitz, and Yvo Vermylen.

Election committee (Denmark, Norway and South Africa) for meeting in Madeira.

There were two candidates for the new president: **Eddy de Valck** (Belgium) and **Vilma Pinchi** (Italy). Twelve National Societies participated in the elections: Croatia, Belgium, Denmark, Germany, Italy, Norway, Portugal, South Africa, South Korea, USA.

Results of the elections for the next three year term :

Vilma Pinchi – President of IOFOS (Italy)

Herman Bernitz – Vice president of IOFOS (South Africa)

Patrick Thevissen – Treasurer and Editor-in-Chief of JOFOS (Belgium)

Hrvoje Brkic – Editor of IOFOS Newsletter (Croatia)

The new President Pinchi obtained the permission from the General Assembly to designate a Webmaster and Secretary at a later date.

Report of INTERPOL - DVI Standing Committee

The President received the following letter from Alain Middleton of Forensic Odontology Working Group – Interpol Standing Committee- DVI that would like to answer to some points of Solheim's report published in the last number of IOFOS newsletter. The report and the letter, with different points of view, deal with the very actual and delicate matter of updates to the DVI procedures and forms and such a relevant issue deserves editorial space to be discussed inside a serious scientific debate.

The President of IOFOS

Dear prof. Pinchi,

I am writing to you in my capacity as Chair Forensic Odontology Working Group (FOd WG) - Interpol DVI Standing Committee.

I would like the opportunity to respond to firstly the article by Professor Tore Solheim published in the IOFOS February 2011 Newsletter and the anecdotal reports I have received from several attendees at the recent IAFS meeting in Madeira.

Firstly, it is vitally important that this Interpol working group has a robust and close working relationship with regard to the establishment and maintenance of international best practices (standards, implementation and assistance).

Secondly, we are all entitled to an opinion with regard to any matter (Prof. Solheim included).

I do however feel duty bound to respond to inaccuracies and distortions of the facts. In Prof. Solheim's 'Report of Interpol meeting May 2010' as published in the February 2011 newsletter, he noted that at the May 2010 meeting "Unfortunately, most dentists present at the Interpol meeting, accepted the changes without too much hesitation".

As will be noted in the report to IOFOS by Sweet et al and published in your newsletter of July 2010, that Prof Solheim was indeed chair of the working group to examine the changes and make further input. It was also reported "Following two years of input from this, the largest of the FOd sub-working groups (SWG), Tore Solheim (NO) and Irena Dawidson (SE) submitted separate reports with recommended updates to the IPSPG DVI Forms. The Solheim report focused on input from the Norwegian point of view only. The Dawidson report included this input plus important input from the other members of the SWG.

Prof Solheim's contention that dentists 'accepted the changes without too much hesitation' is manifestly incorrect.

These points decided on had previously been discussed over 2 + years.

These same points were discussed again prior to taking a final vote.

This working group represents the largest of all our working groups.

Prof Solheim's report focused on Norwegian practices only, choosing to exclude international input. The Dawidson report was encompassing of all opinions, Nordic and others.

The comparison report

Similarly this change engendered lengthy discussion with the then chair seeking clarification from Interpol hierarchy. Put simply, whilst the number of signatures on the 2008 'Comparison report' has been reduced, this has been done to allow for the additional means of identification (now accepted as relevant) to be represented on the 'comparison report'. The process to getting to this page has not altered (for Forensic Odontology). The quality control signatures of Forensic odontology feature one level below in the report structure.

Conclusion

It would appear that as in Prof. Solheim's unfortunate farewell speech to the Interpol Standing Committee - DVI in May 2010, he cannot accept the conclusions of his peers graciously if they differ from his own.

Alain Middleton

Chair FOD Working Group, Interpol Standing Committee – DVI

From the National Societies

Dear Colleagues,

According to Professor Duarte Nuno, over 1,700 colleagues from 109 different countries took part in the 19th Triennial Meeting of the International Association of Forensic Sciences (IAFS), 9th Triennial Meeting of the World Police Medical Officers (WPMO), and 5th Meeting of the Mediterranean Academy of Forensic Sciences. The International Organization for Forensic Odonto-Stomatology (IOFOS) was scientific well presented.

When I was elected in 2008 at New Orleans to the organizing committee for IOFOS to the IAFS Meeting 2011 at Madeira, I thought what a great challenge it would be for me. I thought to myself at that time, "I don't want anything comparable with this IAFS meeting 2008 where we were few investigators from Forensic Odontology and where IOFOS had little scientific significance, including only an afternoon session for oral presentation and had a small room for the assembly reunion with no data shown (I remember this particularly fact)".

The recent IAFS Madeira Meeting 2011 compares very favourable with the last one of New Orleans of 2008: there was a range of oral and poster communications, conferences in both language (English and Portuguese for the other meetings), seminars and a workshop in Forensic Odontology. This represents a great scientific evolution of the field of Forensic Odontology, within the community of the other Forensic Sciences.

On behalf of organizing committee, I would like to thank all you for your participation, which was crucial for the success of the event, and to apologize for not having given you as much attention as we would have liked. However, there are two names that I need to focus on and want to thank for the strong support to IOFOS scientific presentation at the IAFS 2011 meeting: Professor Solheim and Professor Bernitz.

I want to congratulate the new executive of IOFOS and to wish them success.

Warmest regards,

Cristiana Pereira

Croatian Society of Forensic Odontology

Round table “The Importance of a Multidisciplinary Approach in the Prevention of Child Abuse” held in Zagreb, 24th October 2011

World research shows that a great number of children and young adults are abused and neglected; the situation is not very different in Croatia. Everyday practice reveals that child abuse can be successfully dealt with only in cooperation of a number of scientific disciplines: pedodontics, forensic dentistry, pediatrics, psychology, psychiatry and the legal profession as well. There is no doubt that an early discovery of a neglected and/or abused child presents one of the very practical tasks, but it should also be a legal obligation of all medical professionals, especially dentists, to strive for the well-being of the child, since they are the first to raise the suspicion of neglect.

It is the awareness of the responsibility in recognizing abused children and the importance of the topic that has prompted the organizers of this round table as a part of the celebration of the 50th anniversary of the Department for Medical Sciences of the Croatian Academy of Sciences and Arts on October 24th this year in Zagreb. The round table was chaired by Prof. Ivana Čuković-Bagić and Prof. Vjekoslav Jerolimov, both professors at the University of Zagreb, School of Dental Medicine. The round table was dedicated to different, but complementary aspects of child neglect and abuse, presented by the experts from the Zagreb School of Dental Medicine, Policlinic for children, City of Zagreb and County Court in Zagreb.

The table included the following topics: The role of a dentist in recognizing an abused child (Prof. Ivana Čuković-Bagić, Pedodontist, University of Zagreb, School of Dental Medicine), The responsibility of a health worker and her/his role in the court (Lana Petö Kujundžić, Judge for Adolescents, County Court in Zagreb), Psychosocial aspects of dental trauma in children (Prof. Ilija Škrinjarić, Pedodontist, University of Zagreb, School of Dental Medicine), Forensic aspect of teeth analysis in children and adolescents (Prof. Hrvoje Brkić, University of Zagreb, School of Dental Medicine), and Protection of abused children – what have we learned? (Prof. Gordana Buljan-Flander, Director of the Polyclinic for Children, City of Zagreb). The productive discussion and great interest of the attendees have confirmed the need for organizing such a meeting, but have also stressed the need for further systematic education of all experts that are bound both morally and legally to contribute to early discovery of abuse.

Professor Ivana Čuković-Bagić DDM, PhD

Department of Pedodontics and Preventive Dentistry, University of Zagreb

In Memoriam



Professor Gisle Bang, Bergen, Norway died on October 21, 2011.

A pioneer of Norwegian forensic odontology passed away at the age of 84 years. He worked as stipendiate, later professor of pathology at the Dental Faculty, University of Bergen since its inception in 1962 until he retired in 1997. Gisle Bang built the teaching and services of forensic odontology and oral pathology in West Norway. He was well known world wide both in forensic odontology and oral pathology. His method for age estimation based on dental translucency from 1970 is known to most forensic odontologists. Through the years he served the police in Western Norway in forensic odontology, mostly identification cases. In 1975 he became the representative from West Norway of the Identification Commission which was created by the Norwegian Department of Justice and administered by the Central Criminal Police Bureau (KRIPOS) in Oslo. He served in the ID-Commission until 2003 and in addition to commissions in West Norway he was called upon to help in other parts of the country when needed. He examined the evidence in the famous Torgersen case in 1974 and helped during the Scandinavian Star disaster identifications in 1990.

In addition to being a pioneer of forensic odontology in Norway, Gisle Bang had a number of other adventurous interests. From 1955 to 1957 he served as a researcher at the Aero Medical Laboratory in Fairbanks, Alaska. He travelled the Alaskan wilderness and mountains for weeks. In 1957 he returned home to Norway bringing with him a Siberian Husky, and later he always had a number of Huskies in his home. He enjoyed dog sledging in the mountains. He was a sportsman and participated in triathlon and cycled from Trondheim to Oslo, 520 km, several times. His hunting expeditions for deer and reindeer every year were essential vacations for him. He also did research in Boston, Los Angeles and the Armed Forces Institute of Pathology in Washington DC. His thesis "Induction of bone formation by demineralised dentin" introduced a new concept at that time.


For those of us who knew Gisle Bang as a mentor and a friend, he will always stand out as special person. His never failing enthusiasm and thoroughness will be remembered. His fabulous home outside Bergen on a peninsula with the old house from Sogn, where he

entertained guests, was incredible. A walking bridge was the only access. We will always remember when he and his wife Tulle served salmon fished in the lake outside the house or deer he had shot himself in the hillsides around.

Gisle Bang will be remembered as a true pioneer, a respected scientist and a good friend. May he rest in peace!

Tore Solheim

Meetings in 2012



9th International Course in Forensic Odontology - Personal Identification by Dental Methods

June 25th to June 30th 2012, Oslo, Norway

Nordic forensic odontology has for many years been well respected for its systematic approach to identification. This has partly been due to the forensic odontologists being intergrated as members of the Identification Commissions. Academic positions in forensic odontology have further added to the scientific background for the practical work. We want to share with you some of our techniques and experiences.

The International Organisation for Forensic Odonto-Stomatology (IOFOS) and the Nordic Organization for Forensic Odonto-Stomatology (NOFOS) in cooperation with the Institute of Oral Biology, Faculty of Dentistry, University of Oslo, Norway, invite you to a course in personal identification, with special emphasis on dental methods.

Aim of the course:

- to enable the dentist to perform post mortem dental examination and comparison between ante-mortem and post mortem information in single cases as well as in mass disasters
- to enable the dentist to participate in the reconstruction of the identity of a person when comparative identification is not possible
- to enable the dentist to participate in a DVI team after a mass disaster
- to introduce computerized identification programmes

Place:

Institute of Oral Biology, Domus Odontologica, Rikshospitalet, Gaustad, Oslo

TOPICS:

Principles of comparative identification

- Theoretical aspects
- The INTERPOL forms
- Practical work in the mortuary (Institute of Forensic Medicine)
- Obtaining post-mortem dental status of a dead person
- Retrieving relevant information from dental records
- Comparison of ante- and post-mortem data
- Evaluation of similarities and differences
- Formulation of conclusions and summarizing comparable details

Principles of reconstructive identification

- Estimation of age, sex, height, race, habits, social status, occupation, etc
- Theoretical aspects
- Practical training
- Contribution to the announcement for a missing person

Mass disasters

- Theoretical aspects
- The DVI team
- Computer programs
 - DVI System International
- Mock accident

Language: English

Participants: Dentists with special interest in forensic odontology, with or without previous knowledge and/or experience.

Fee: 9500 NKO (approx. € 1250) covering course expenses, lunches, coffee and a social programme.

Deadline for application: April 15th, 2012.

Lecturers:

Dr. Dorthe Arenholt Bindslev, Denmark
dbindslev@odont.au.dk

Dr. Helena Ranta, Finland
helena.ranta@helsinki.fi

Dr. Svend Richter, Iceland
svend@hi.is

Professor Tore Solheim, Norway
solheim@odont.uio.no

Dr. Sigrid Kvaal, Norway
skvaal@odont.uio.no

Dr. Anne Vonen, Norway
anne@vonen.no

Dr. Irena Dawidson, Sweden
irena.dawidson@rmv.se

Professor Håkan Mørnstad, Sweden
Hakan.mornstad@forodont.se

Information from and application to:

Professor Tore Solheim, Institute of Oral Biology, University of Oslo, PO Box 1052 Blindern, N-0316 Oslo, Norway.

Telephone: +47-22840378
Mob: +47-41447336
Fax: +47-22840302
E-mail: solheim@odont.uio.no



9th International Congress on Dental Law and Ethics Leuven, August, 22-24, 2012

CALL FOR PAPERS - REQUEST FURTHER INFORMATION

The main theme of the congress is “**INSURANCE**”

The main topics of the congress will be : Health care insurance, Liability insurance, Patient rights, the legal aspects of dental expert investigation (civil and criminal law), ethics.

Healthcare Insurance : Right to Health care - affordable dental care ? Dental tourism and legal consequences.

Related topics are : malpractice, evaluation of dental damage, Quality control, standard of care, the role of the expert-witness and the dental advisor of insurance companies. Liability insurance.

Legal aspects of Forensic odontology : Collecting information and confidentiality , liability of the forensic odontologist, Legal problems related to Disaster Victim identification

Patient rights : quality of services, free choice of practitioner, informed consent, well kept dental dossier, privacy, right to complain,.

Ethics : Professionalism in dentistry, Right to health care, Patient rights, Duties of the practitioner.

Practical information

1. The congress site

The congress site is "The Faculty Club", situated on the edge of the city in the " Great Beguinage" We will have a master congress room with a capacity of 160 seats and a break-out room of 80 seats.

Go to <http://www.facultyclub.be>

2. **The congress fee** will be 425 Euro until juli, 15, 2012 and 475 Euro after that date. It includes lunches, coffee breaks, reception on Wednesday evening and all congress papers.

3. **The accommodation** (hotels, bed and breakfasts) : Each participant will book his own hotel accommodation over the Internet. The Congress hotel is the "Begijnhofhotel ****", but there are a lot of hotels in the center of the city. The city center is about 1.2 km from the congress site and public transport is available. Go to <http://www.leuvenhotels.com/>

4. Congress dinner

The congress dinner will take place at the congress site. The price of the dinner is 75 Euro/person

5. Partner program

Partners are welcome at the reception on Wednesday evening. On Thursday evening, there will be a free and guided tour in the city of Leuven for delegates and partners. If we have enough participants we will organize a guided tour by bus to the city of Gent on Saturday. Gent is a medieval city, chosen as the third most interesting place in Europe, a must for every visitor.

The provisional congress program - already confirmed papers

The main topics of the congress will be : Health care insurance, Liability insurance, Patient rights, the legal aspects of dental expert investigation (civil and criminal law), ethics.

a. Health care insurance - The economical and financial crisis has a great impact on the affordability of health care insurance. At the same time there is a battle against fraud in health care. Patients are seeking affordable treatment in low-cost countries and that results in dental tourism. All of these topics will be covered at the congress. Jo De Cock (Riziv), Pascal Vincke, (Riziv), Prof. AM Van den Bossche (Universiteit Antwerpen) en Edgard Gordon (UK) Marks Luc - Dental insurance policies in relation to the treatment of special care patients : an international survey.

b. Liability insurance and quality control, guidelines, standard of care, evidence based dentistry.

Quality control - Wolter Brandts Netherlands and Jan Berghmans Belgium

Alternative dispute resolution Vilma Pinchi Italy

Evaluation of dental damage Emilio Nuzollese Italy

The Dental Insurance Cunudrum - The Patient, The Doctor, The Consultant, and The Insurance

Company :Who's a Friend, Who's a Foe And Who Are You Going To Trust Joseph Graskemper USA

The dilemma : endodontics versus implants - Prof De Moor, Univ. Gent, Belgium

c. Patient rights - E-health and privacy (Prof Stefaan Callens) and competition law and dentistry (Diego Fornaciari).

d. Legal aspects of dental expert investigation in civil and criminal procedures

Mass disaster handling and specific legal problems arising from it (legal position of the missing

person, the problem of the commorientes, transport of dead bodies, etc..) - Vidal Maarten,

International Law Catholic University Leuven, Belgium and Prof. David Frenkel, International Law

University of Beer-Sheva, Israël Quality control of the expert witnesses in crime investigations.

e. Ethics : professionalism

David Ozar (USA) - Professionalism - challenges for the future

Sudeshni Naidoo (South Africa) - The future of dentistry in Africa

Marks Luc, Prof Faculty Dentistry, Univ. Gent, Belgium - Dentist's attitude towards the treatment of special care patients in relation to restraint and sedation : an international survey

If you want more information, if you want to participate in the congress or if you want to present a paper, please contact:

Yvo Vermylen, Congress president, dentist, Licentiate law

Vosweg 23,

3190 Boortmeerbeek, Belgium

yvo.vermylen@skynet.be